

TOYOTA LAND CRUISER



PRODUCT GUIDE

Effective from April 2025



LAND CRUISER

GO ANYWHERE

With an off-road heritage spanning more than 65 years, the Land Cruiser remains unique in its ability to combine outstanding quality, durability and reliability with unrivalled off-road performance and ever greater levels of luxury, and on-road comfort.

Scan the **QR code** to learn more about the Land Cruiser.



ALL IMAGES CONTAINED IN THIS DOCUMENT ARE FOR ILLUSTRATIVE PURPOSES ONLY. LOCAL SPECIFICATION MAY VARY.

SPECIFICATION



LAND CRUISER



SAFETY

Toyota Safety Sense TSS3

- Supplement Restraint System (SRS) airbags
- Pre-Collision System with Intersection Collision Avoidance support
- Pre-Collision System with Pedestrian (Day & Night) & Cyclist & motorbike (Day) Detection
- Pre-collision system enhanced with Emergency Steering Assist
- Front-to-front oncoming car & motorbike (Day) detection on pre-collision system
- Emergency Driving Stop System (EDSS)
- Proactive Driving Assist (PDA)
- Emergency Steering Assist on Pre-Collision system
- Tyre Pressure Warning System (TPWS)
- Active Traction Control (A-TRC)
- Vehicle Stability Control (VSC)
- Hill-start Assist Control (HAC)
- Downhill Assist Control (DAC)
- Driver Monitor Camera (DMC)
- Trailer Sway Control (TSC)
- Blind Spot Monitor (BSM)
- Road Sign Assist (RSA)
- Lane Trace Assist (LTA)
- Brake Assist (BA)
- eCall emergency call system
- Adaptive Cruise Control
- Crawl Control
- Immobiliser
- Intrusion Alarm
- Safe Exit Assist

CONVENIENCE

- Dual-zone climate control
- Front power windows
- Illuminated entry system
- Boot 220V power outlet
- Rear 12V power outlet
- Smart entry & start
- Cup holders - 4 x front
- Opening window on rear tailgate
- Power back door
- Front & Rear parking sensors
- Electronic parking brake
- Rain sensor
- Electrochromatic rear-view mirror

AUDIO & NAV

- 9" Touchscreen Toyota Touch® 3 multimedia system
- Bluetooth® hands-free system
- Wireless Smartphone Integration with Apple CarPlay™ * & wireless Android Auto™
- 6 speakers
- Voice recognition
- USB Connector (2x - Type C)

EXTERIOR & VISIBILITY

- Towing hook
- Side Steps
- Mud guards
- Shark-fin antenna
- Power-adjustable door mirrors with auto-fold
- Rear-view camera with washer
- Projector LED headlamps
- Follow-me-home headlights
- Front + Rear fog lamps (LED)
- Rear Brake light (LED)
- Daytime running lights (LED)
- Dusk sensor
- Console Box

SEATS

- 2 seats
- 8 way power-adjustable driver seat
- Manually-adjustable passenger seat
- Front ventilated seats
- Front heated seats
- Synthetic black leather upholstery

TECHNICAL SPECIFICATION

- HP **205**
- CO² Combined (WLTP) **278g/km**
- Fuel Consumption Combined (WLTP) **10.6l/100km**
- Commercial Road Tax **€333**
- Braked Towing **3500 kg**
- Transmission **8SP Auto**

INTERIOR & INSTRUMENTATION

- 3-spoke leather steering wheel
- 7" Coloured TFT information display
- 3 Mode Sport Driving Dial

MyToyota

- Digital key
- Remote door lock
- Remote air conditioning system

WHEELS

- 18" dark grey alloy wheels (6-double-spoke)
- Full size spare wheel

* Apple CarPlay is a trademark of Apple Inc.



LAND CRUISER PLATINUM



SAFETY

Toyota Safety Sense TSS3

- Supplement Restraint System (SRS) airbags
- Pre-Collision System with Intersection Collision Avoidance support
- Pre-Collision System with Pedestrian (Day & Night) & Cyclist and motorbike (Day) Detection
- Pre-collision system enhanced with Emergency Steering Assist
- Front-to-front oncoming car & motorbike (Day) detection on pre-collision system
- Front Cross Traffic Alert
- Emergency Driving Stop System (EDSS)
- Proactive Driving Assist (PDA)
- Emergency Steering Assist on Pre-Collision system
- Tyre Pressure Warning System (TPWS)
- Active Traction Control (A-TRC)
- Vehicle Stability Control (VSC)
- Hill-start Assist Control (HAC)
- Downhill Assist Control (DAC)
- Driver Monitor Camera (DMC)
- Trailer Sway Control (TSC)
- Blind Spot Monitor (BSM)
- Road Sign Assist (RSA)
- Lane Trace Assist (LTA)
- Lane Change Assist (LCA)
- eCall emergency call system
- Adaptive Cruise Control
- Crawl Control
- Immobiliser
- Intrusion alarm
- Safe Exit Assist
- Multi-Terrain Select

EXTERIOR & VISIBILITY

- Towing hook
- Black roof rails
- Side Steps
- Mud guards
- Rear privacy glass
- Shark-fin antenna
- Follow-me-home headlights
- Rear Brake lights (LED)
- Front + Rear fog lamps (LED)
- Daytime running lights (LED)
- Adaptive High Beam System (AHS)
- Projector LED headlamps with headlamp cleaner
- Panoramic roof with tilt & slide
- Puddle Lamps on door mirrors
- Power-adjustable, heated door mirrors with auto-fold
- Panoramic view monitor

CONVENIENCE

- Triple-zone climate control
- Front and rear power windows
- Illuminated entry system
- Boot 220V power outlet
- Rear 12V power outlet
- Smart entry & start
- Opening window on rear tailgate
- Cup holders - 4 front, 4 rear
- Power back door
- Front & Rear parking sensors
- Electronic parking brake
- Rain sensor
- Dusk sensor
- Digital Rear View Mirror
- Console box cooler
- Tonneau cover
- Multi-Terrain Monitor (MTM)
- Stabiliser Disconnection Mechanism (SDM)
- Idle Up
- Power Tilt and Telescopic Steering Column

AUDIO & NAV

- 12.3" Touchscreen Multimedia System with embedded navigation
- Bluetooth® hands-free system
- Wireless Smartphone Integration with Apple CarPlay™ & wireless Android Auto™*
- Voice recognition
- 14 JBL speakers
- Wireless phone charger
- USB Connector (3x fr, 2x rr1, 2x rr2 - Type C)
- HDMI Port

SEATS

- 7 seats - Black or chestnut leather upholstery
- Power-adjustable driver and front passenger seats
- Driver seat with lumbar support and memory
- Front + rear ventilated seats (Row 1 only)
- Front + rear heated seats (Row 1 only)
- 60:40 split-folding 2nd row rear seats
- 50:50 split-folding 3rd row rear seats
- 3rd Row Power Adjust and Power Reclining

TECHNICAL SPECIFICATION

- HP **205**
- CO² Combined (WLTP) **280g/km**
- Fuel Consumption Combined (WLTP) **10.7l/100km**
- Annual Road Tax **€2,400**
- Braked Towing **3500 kg**
- Transmission **8SP Auto**

INTERIOR & INSTRUMENTATION

- 3-spoke leather heated steering wheel
- 12.3" Coloured TFT information display
- 10" Head-up colour display

WHEELS

- 20" matte grey alloy wheels (6-double-spoke)
- Full size spare wheel

MyToyota

- Digital key
- Remote door lock
- Remote air conditioning system

*Apple CarPlay is a trademark of Apple Inc.





LAND CRUISER EXTERIOR COLOURS

MONOTONE (LAND CRUISER & PLATINUM)



Pure White
(040) *

Astral Black
(202) *

Dark Grey
(1L7) *

Sand
(5C8) **
(Platinum only)



Attitude Black
(218) **

Avantgarde Bronze
(4V8) **

Pearl Ice White
(089) ***

Solid*
Metallic**
Pearlescent***

LAND CRUISER INTERIOR TRIMS



For the Platinum grade, you can choose between two colours, while the Land Cruiser grade comes exclusively in black. All grades feature a unified black instrument panel, delivering a fresh and modern look.



Black synthetic leather (EA20) (Landcruiser)
*Image is for illustrative purposes only



Black leather (LB20) (Platinum)



Chestnut leather (LB40) (Platinum)



LAND CRUISER


KEY ACCESSORIES

LAND CRUISER



WIND DEFLECTORS

Wind deflectors are ideal if you like to drive with the windows open. They are custom designed to match the aerodynamic contours of your vehicle and work by diverting air flow to ensure that you and your passengers are not troubled by excessive wind movement and noise



RUBBER FLOOR MATS

Genuine tailored fit rubber floor mats help protect your carpets against the very worst conditions. They are impervious to dirt, mud and water and can be removed for easy cleaning.



TOWING HITCH

A genuine Toyota towbar provides a strong towing capability and is designed specifically for your vehicle

Scan the QR Code for more information on accessories.





PERFORMANCE AND EFFICIENCY



DIMENSIONS	Land Cruiser	Land Cruiser Platinum
LENGTH (mm)	4925	
WIDTH (mm)	1980	
HEIGHT (mm)	1925	1935
WHEELBASE (mm)	2850	
MAX BOOT CAPACITY (l)	TBC	556
OVERHANG FRONT (mm)	935	
OVERHANG REAR (mm)	1140	
APPROACH ANGLE (°)	31	32
DEPARTURE ANGLE (°)	22	17
BREAK-OVER ANGLE (°)	25	
GROUND CLEARANCE (mm)	205.3	215.3
WADING DEPTH (mm)	700	
LIMIT ANGLE OF VEHICLE ROLL-OVER (°)	44	
CLIMBING ANGLE (°)	42	

STEERING	Land Cruiser	Land Cruiser Platinum
TURNS (LOCK TO LOCK)	3.24	
MINIMUM TURNING RADIUS (TYRES) (m)	6	
MINIMUM TURNING RADIUS (WALL) (m)	6.4	



PERFORMANCE AND EFFICIENCY

PERFORMANCE	Land Cruiser	Land Cruiser Platinum
ENGINE (cc)	2.8 Diesel (2755)	
ACCELERATION 0-100 km/h (s)	12	
MAX POWER (hp)	205	
MAX TORQUE (Nm @ rpm)	500 @ 1600-2800	
MAX POWER (kW @ rpm)	151 @ 3400	

EMMISSIONS & FUEL	Land Cruiser	Land Cruiser Platinum
CO2 (g/km)	278	280
FUEL (l/100km COMBINED)	10.6	10.7
NITROGEN OXIDES (NOx)	26.6	

WEIGHTS & TOWING CAPACITY	Land Cruiser	Land Cruiser Platinum
KERB WEIGHT (kg)	2360-2485	2375-2520
GROSS VEHICLE WEIGHT (kg)	3100	3150
TOWING CAPACITY (kg)	3500	
AXLE CAPACITY FRONT (kg)	1605	
AXLE CAPACITY REAR (kg)	1860	




ALWAYS ON THE GO, ALWAYS CONNECTED

The intelligent cockpit keeps everything in sync between your vehicle and smartphone. The MyToyota App, designed to enhance the driving experience, opens up a world of connectivity.

Depending on the model, the MyToyota App provides a suite of services that enable you to heat and cool your car using your smartphone, receive real-time updates, view trip history, and access to coaching features aimed at optimizing your driving performance, ensuring you get the most from your Toyota.

Scan the QR code to learn more about the MyToyota App.





TOYOTA SAFETY SENSE

Toyota Safety Sense features a set of five active technologies with the ultimate goal being to reduce traffic accidents as much as possible, helping to create a safer driving environment for everyone, while supporting you in your daily journey.



Pre-Collision System

Recognizes a potential head-on impact and a wide range of objects in the car's path, including pedestrians, cyclists and motorcycles.



Lane Departure Alert

The lane-centring function will alert the driver if the vehicle starts to deviate from its lane.



Automatic High Beam

Designed to optimise visibility during night driving by automatically switching between high and low beam for oncoming vehicles and leading traffic



Road Sign Assist

Monitors the road signs ahead, displaying useful information such as the current speed limit.



Adaptive Cruise Control

Drivers can choose their cruising speed at a pre-set distance from the vehicle in front. If this distance falls, the system will reduce its speed.

Scan the QR Code to learn more about Toyota Safety Sense!





MANUFACTURER'S WARRANTY

For peace of mind Toyota manufacturer's warranty ensures that every trip runs smoothly with:



Manufacturer Warranty

- 3yrs/100,000km - Manufacturers Warranty
- 3yrs/unlimited mileage - Surface Rust/Paintwork
- 12yrs/unlimited mileage - Corrosion Perforation



Roadside Assistance

3 years of roadside assistance with Toyota Eurocare in the case of:

- Mechanical breakdown
- Accident
- No fuel
- Flat battery
- Flat Tyre
- Key lost if locked in


Call Toyota Eurocare on 1800-741-700 or from abroad +353 1 6193640

For further warranty details or recovery services contact your local Toyota Dealer.









BUILT FOR A BETTER WORLD

To the best of our knowledge, all information in this product guide is correct at the time of going to print. Details of specifications and equipment provided in this product guide are subject to local conditions and requirements and may, therefore, vary from models available in your area. Please enquire with your local dealer for details on your local specifications and equipment. Vehicle body colours may differ slightly from the printed photographs in this Product Guide. Toyota Ireland reserves the right to alter any details of specifications and equipment without prior notice. © 2025 by Toyota Ireland. No part of this publication may in any way be reproduced without the prior written approval of Toyota Ireland.